

## General

- **System>User Logins** – A password policy has been added to all areas where passwords can be added or edited. This policy will require password to be at least 10 characters, contain a number, have at least one upper and lower-case letter and a special character. If you try to save a new password that doesn't meet the criteria, the following messages will be displayed.

- Password Requirements
- At least 10 characters is required
  - At least one uppercase letter is required
  - At least one lowercase letter is required
  - At least one number is required
  - At least one special character is required
  - Password and Password Confirmation must match

## Assets

- **Print Asset Labels** – PO Number has been added as an option to print on the labels. You can select to print either PO Number, Funding Source or None. These options will print only if Assignee is unchecked.

**Print Asset Labels**

Asset IDs:

Asset SNs:

Starting Asset ID:

Ending Asset ID:

Asset Type:

Asset Group:

Asset State:

**Print Options**

Include:  Site  Assignee

Funding Source  PO Number  None

Bar Code:

Avery Template:

Number to Print:

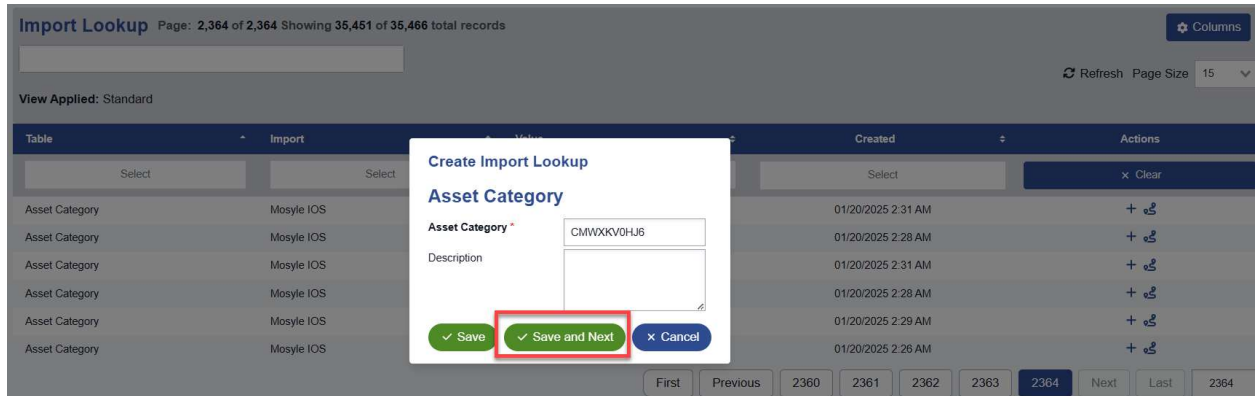
Print Start Position:

## Imports

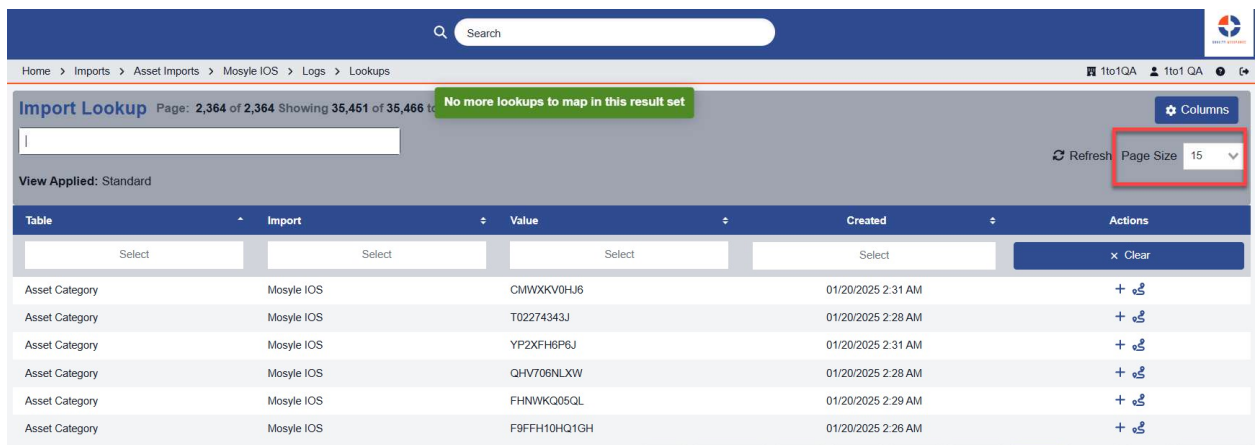
- **Ldap Sites** – An error 404 was being displayed when trying to access the ldap site. This has now been fixed.
- **FTP CSV Assets** – The issue with adding value mappings not working correctly when clicking the plus button has been resolved.

## Release 8.8.0

- **Import Lookups** – A new option has been added to allow user to do a “Save and Next” function when adding new lookups. This feature is currently only available for creating a new record but will be added to the mapping as well in a later release.















**Note:** A message will be displayed at top of screen “No more lookups to map in this result set”. This means once you reach your page size of records (the number displayed in the page size field) that are displayed, the system will reload the screen to allow you to begin with next set of records.



## Settings

- **System>User Logins** – The User Login screen has now been updated to the new manage page layout.

The screenshot displays the 'User Login' management interface. At the top, it shows 'Page: 1 of 1 Showing 7 of 1,070 total records'. There are buttons for 'Columns', 'My Views', and '+ Add New'. A search bar with an 'x' icon is present. Below the search bar, there are 'Refresh', 'Column Finder', and 'Page Size' (set to 50) options. The 'View Applied' is 'Standard Modified'. The main table has columns for Username, User, Created By, Created Date, Modified By, Modified Date, and Actions. The table contains 7 rows of user data.

Username	User	Created By	Created Date	Modified By	Modified Date	Actions
Select	Select	Select	Select	Select	Select	Clear
	Zoe (Student) Durham-Zuber	1to1 QA (1to1QA)	3/1/2024, 4:26 PM	Api User Api User (Api User)	1/21/2025, 3:31 PM	 
	Karen Zuber	Admin Admin (n/a)	8/30/2023, 9:36 PM	Admin Admin (n/a)	8/30/2023, 9:36 PM	 
	Karen Zuber	1to1 QA (1to1QA)	8/25/2023, 3:35 PM	Karen Zuber (kzuber)	1/15/2025, 4:12 PM	 
	Ben Zuber	1to1 QA (1to1QA)	9/20/2024, 12:18 PM	1to1 QA (1to1QA)	9/20/2024, 12:18 PM	 
	Jake Zuber	1to1 QA (1to1QA)	12/4/2024, 3:22 PM	Api User Api User (Api User)	1/21/2025, 3:31 PM	 
	Student Zuber	1to1 QA (1to1QA)	4/1/2024, 4:54 PM	Api User Api User (Api User)	1/21/2025, 3:31 PM	 
	Karen Zuber	1to1 QA (1to1QA)	10/29/2024, 3:02 PM	1to1 QA (1to1QA)	10/29/2024, 3:02 PM	